



**SUBARU**

*Confidence in Motion*

**SUBARU XV**






## EVERYTHING YOU DO IS NOW FUN TO DO.

Featuring a combination of stylish urban design and rugged good looks, and new levels of capability to get excited about, the SUBARU XV is the inspiration to live the life you want. Whether it's a night out on the town or a spur-of-the-moment weekend getaway, the SUBARU XV helps you do all the things you love, in style and in comfort. Every day can and should be, a joyful adventure.





## FOLLOW WHAT EXCITES YOU.

You'll notice it at first glance. An exciting blend of form and functionality, the SUBARU XV is always ready for a good time—just like you. Ride the waves at the beach. Go hit the trails, you can bike it or hike it. Spend a weekend away at the cabin. Or stay and discover all the hidden gems in the city. Whatever you do, you'll create memories and make stories you'll never forget.





## CITY STYLE, COUNTRY CAPABLE.

The SUBARU XV is always up for a challenge. The SUBARU XV instills confidence behind the wheel with its high driving position and excellent visibility, while conquering rough roads with Symmetrical All-Wheel Drive and its high ground clearance. Now, with the addition of X-MODE, it's more fun to drive than ever before and adds a whole new range of possible destinations for all your weekend journeys, and gets you there with peace of mind.



**X-MODE ENGAGED.**  
X-MODE helps to give you reliable control with a push of a button. The technology of X-MODE takes command of the engine, transmission, Symmetrical AWD, brakes, and other components to safely navigate through challenging road conditions and varying terrain. When X-MODE is activated, Hill Descent Control automatically helps to maintain a constant speed when the SUBARU XV is travelling downhill.

# LOAD IT WITH ADVENTURE,

FILL IT WITH MEMORIES.

Shine your skis, polish your surfboards, and oil your bikes, because you'll be needing them. The SUBARU XV features outstanding cargo capacity so you can bring all your life's accessories along. The SUBARU XV is ready when you are, to support you on all your urban and weekend outings.



## SMART CARGO SOLUTIONS

The SUBARU XV adds more utility to your enjoyable drive. The wide, almost square luggage compartment opening is much larger, allowing even easier luggage loading and unloading. Inside, there's even more space between the wheel housings. When you need more space, use the easy-to-use roof rails\*1\*2 to carry larger items.

\*1 Optional.

\*2 Requires purchase of an attachment to load cargo on the roof rails.



# YOUR JOURNEY

BEGINS INSIDE.

When you open the doors of the SUBARU XV, you'll immediately notice its refined and sporty styling. More spacious and polished than ever before, the contoured seats provide a comfortable and enjoyable experience for you and all your passengers, even on those long rides.

**01. POWER-SLIDING, TILT-ADJUSTABLE GLASS SUNROOF\***

The SUBARU XV comes with a sunroof to allow light in the cabin for a pleasant and comfortable ride for all.



**02. FRONT SEAT STITCHING**

The ultra-comfortable contoured front seats come with exciting orange stitching that adds to the SUBARU XV's fun factor.

**03. REAR SEAT CENTRE ARMREST\***

The interior of the SUBARU XV offers comfort for all passengers, with cup holders in the rear seat centre armrest.

\* Optional.





## KEEP IN TOUCH.

The SUBARU XV is equipped with a completely redesigned next-generation infotainment system that keeps you connected wherever you go. An available 8-inch\*<sup>1</sup> touchscreen head unit display provides intuitive access to navigation\*<sup>1</sup> and listening content, while a redesigned multifunction display informs drivers on key vehicle stats. Connectivity between the head unit display, meter display\*<sup>2</sup>, and multifunction display helps improve convenience, safety, and enjoyment. In touch and in control—that's how you'll always feel inside the SUBARU XV.

### 01. APPLE CARPLAY\*<sup>3</sup> AND ANDROID AUTO\*<sup>4</sup>

Use today's most popular apps with Apple CarPlay\*<sup>3</sup> and Android Auto\*<sup>4</sup>. Voice recognition capabilities allow hands-free use, keeping everybody safe while reducing distractions when you're on the road.

### 03. REAR VIEW CAMERA\*<sup>1</sup>

Conveniently manoeuvre the SUBARU XV in tight city spaces with ease. When you shift into reverse gear, the camera displays a live colour image on the head unit display along with guidelines to assist you with parking.

### 02. METER DISPLAY\*<sup>1</sup>

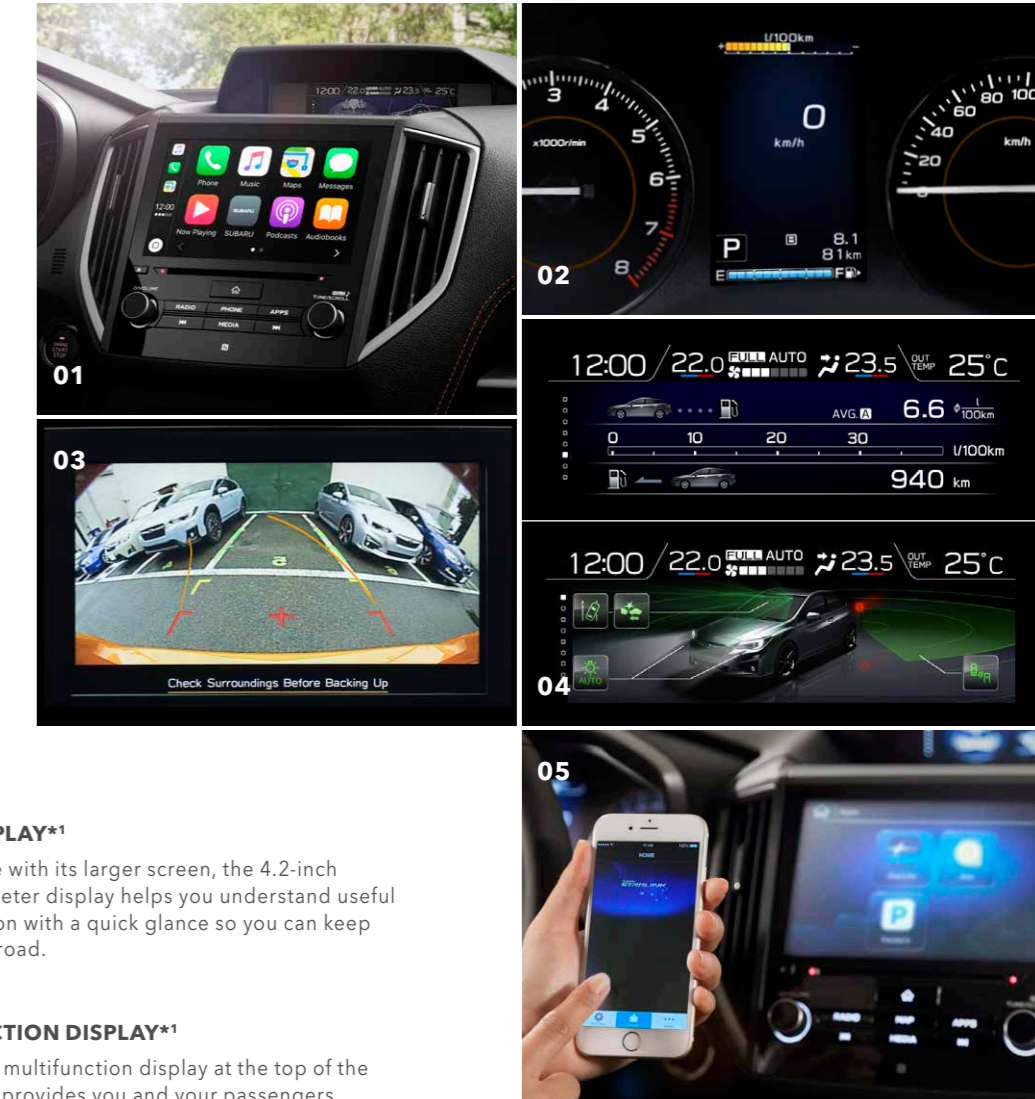
Now easier to see with its larger screen, the 4.2-inch full-colour LCD meter display helps you understand useful driving information with a quick glance so you can keep your eyes on the road.

### 04. MULTIFUNCTION DISPLAY\*<sup>1</sup>

The 6.3-inch LCD multifunction display at the top of the instrument panel provides you and your passengers with useful information in an easy-to-understand view. When the navigation system is in use, it connects to the multifunction display and shows turn-by-turn information when approaching intersections or turns.

### 05. SUBARU STARLINK\*<sup>1</sup>

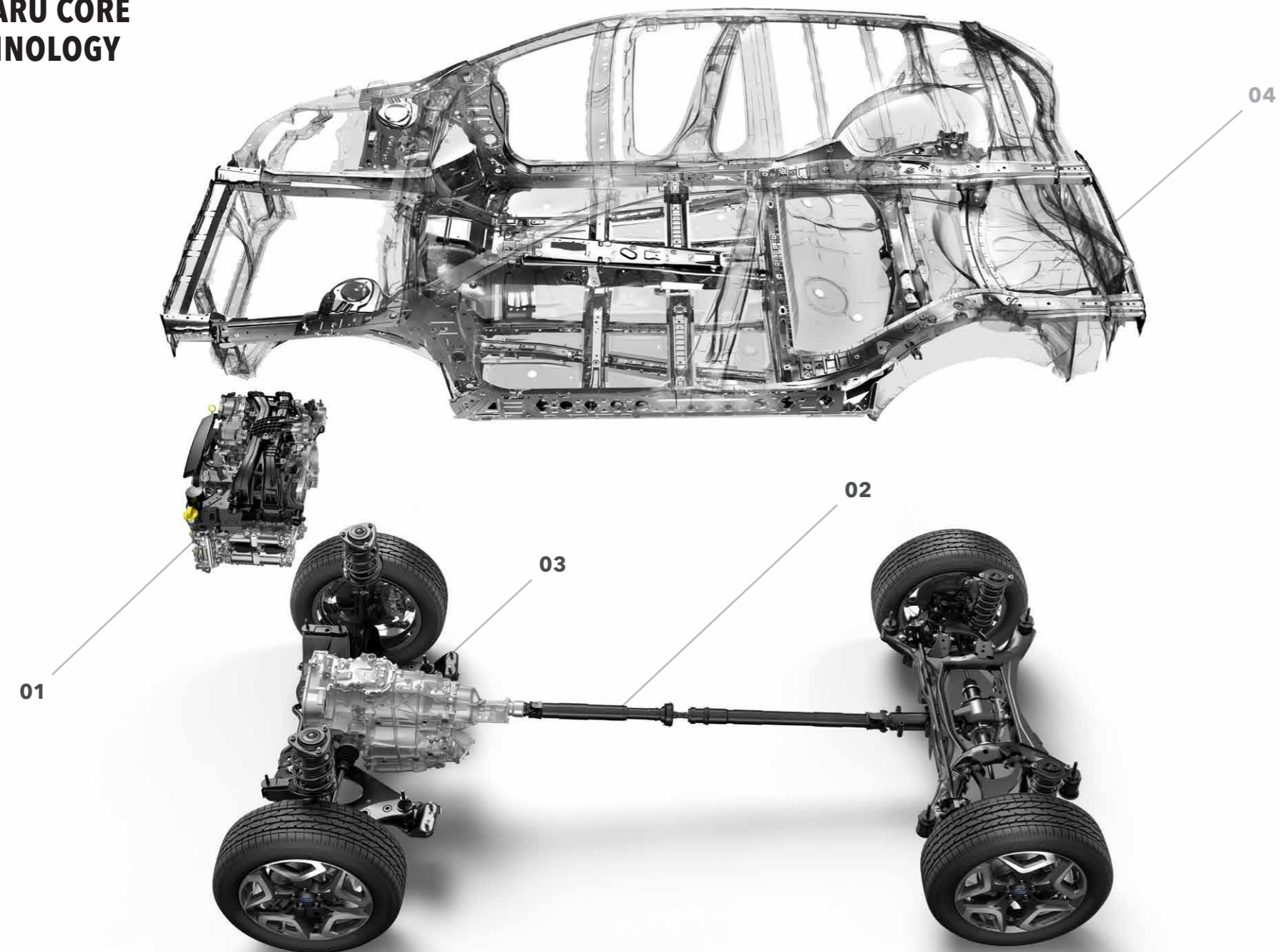
The SUBARU STARLINK\*<sup>1</sup> system grants safe access to internet radio, apps and more via the touchscreen or voice commands.



\*<sup>1</sup> Optional.  
 \*<sup>2</sup> Connectivity function only available in models with the 4.2-inch premium meter display.  
 \*<sup>3</sup> Apple CarPlay is a trademark of Apple Inc., registered in the U.S. and other countries.  
 \*<sup>4</sup> Android and Android Auto are trademarks of Google Inc.

Apple CarPlay and/or Android Auto may not be available for all models and regions. Please contact your local authorised Subaru retailer for more details.  
 Driver is always responsible for safe and attentive driving. Please refrain from operating the touchscreen while driving.

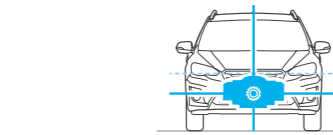
## SUBARU CORE TECHNOLOGY



Subaru's core technologies identify the Subaru brand and give you the unique driving feel you can find only in a Subaru. These core systems allow Subaru vehicles to live up to its standards in performance, comfort, safety, and reliability while keeping its promise to deliver enjoyment and peace of mind to all passengers.

### 01 SUBARU BOXER ENGINE

A boxer engine, or a horizontally opposed engine, is an engine configuration in which its pistons move toward each other in a horizontal direction. Subaru has been solely committed to the SUBARU BOXER engine for over 50 years for its many advantages over other engine types, providing durability and reliable performance in its vehicles.

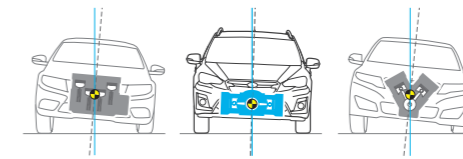


#### INCREASED STABILITY

The low centre of gravity and flat design give it better side-to-side stability than other engine types.

### 02 SYMMETRICAL ALL-WHEEL DRIVE (AWD)

Subaru's Symmetrical AWD distributes power to all wheels for better traction on wet and slippery roads. Laid out in a horizontally symmetrical plane, this system has a well-balanced low centre of gravity design for a more stable and safer ride.



#### LONG-LASTING PERFORMANCE

The engine's flat design is inherently rigid and self-balancing, generating less vibration than other engine types.

### 03 LINEARTRONIC + ACTIVE TORQUE SPLIT AWD

Lineartronic adjusts to any ratio in its range for smooth and stepless gear changes that keep the engine in its most efficient range for efficient and smooth acceleration, driving performance and better fuel efficiency. It comes paired with Subaru's active torque split AWD system. Its default torque is well-balanced front to rear and adjusts in response to real-time traction conditions.

### 04 SUBARU GLOBAL PLATFORM

The Subaru Global Platform (SGP) is the underlying platform that will underpin the next generation of Subaru vehicles. Enhancing all-around safety and performance, it goes beyond better performance to offer a driving feel you can only find in a Subaru. It's the future of Subaru—and delivers even more enjoyment and peace of mind to all drivers and passengers.

#### 1. More Fun to Drive

More responsive handling allows the driver to steer the car as intended, also increasing hazard avoidance. The result is a car that's safer and more fun to drive, even on long trips. Even with its versatile high ground clearance, the SUBARU XV overcomes turns like a passenger car.

#### 2. Ride Comfort

Improvements in chassis rigidity, suspension, and stabilisers efficiently absorb shocks from the road and hide uneven surfaces, allowing more comfort and less fatigue on long rides.

#### 3. Comfortable Cabin Space

Unpleasant vibrations or noise have been minimised to ensure all passengers enjoy the ride. Suspension improvements and a highly rigid chassis allow for a comfortable cabin interior for all.



## ACTIVE SAFETY

### 01 ADVANCED SAFETY PACKAGE: SUBARU REAR VEHICLE DETECTION (SRVD)\*1\*2

Sensors placed around the vehicle alert you of vehicles in your rear blind spots for safer lane changes. It also warns you of potential collision danger while driving in reverse into a street with cross traffic.

### 03 VISIBILITY

Design improvements have been made with the viewing angle of drivers in mind to offer better front and rear visibility.

### 02 ADVANCED SAFETY PACKAGE: HIGH BEAM ASSIST (HBA)\*1\*2

High Beam Assist increases visibility and safety when driving at night by toggling the high beams on and off automatically, depending on driving conditions.

### 04 VEHICLE DYNAMICS CONTROL SYSTEM & ACTIVE TORQUE VECTORING

If the vehicle approaches the limits of stability, the AWD torque distribution, engine output, and brakes at each wheel are adjusted to help keep the vehicle on course. And with Active Torque Vectoring, brakes are applied and less torque is distributed to the inside wheels and more to the outside wheels for more precise handling, helping you make sharp turns when necessary.

### 05 HAZARD AVOIDANCE

Made possible by the SGP, the lower centre of gravity design, enhanced suspension system, and rigidity improvements provide a vehicle that responds immediately when evasive actions are taken, helping avoid hazards on the road.

### 06 CABIN-PROTECTING LAYOUT

Now sitting lower than ever due to the low centre of gravity design of the SGP, the engine and gearbox are designed to avoid crashing into the cabin in the event of a collision.

## SUBARU GLOBAL PLATFORM

The SGP's advancements throughout the chassis—higher rigidity, higher strength, lighter weight, better rolling resistance and responsive steering—particularly benefit these safety systems.

## PASSIVE SAFETY

### 07 RING-SHAPED REINFORCEMENT FRAME

The Ring-shaped Reinforcement Frame makes better use of high-tensile steel panels and has been structurally redesigned for more efficient energy absorption from impacts in all directions.

### 09 WHIPLASH-MITIGATING FRONT SEATS

Designed to enhance comfort and help the driver feel more planted for more control, these seats can also help reduce the possibility of whiplash resulting from certain types of collisions.

### 08 SUPPLEMENTAL RESTRAINT SYSTEM (SRS)\*3 AIRBAGS

Front SRS\*3 airbags, front side SRS\*3 airbags, curtain SRS\*3 airbags, and a knee SRS\*3 airbag come standard on the SUBARU XV to give all passengers a higher level of protection in the event of a collision.

### 10 LOCKING-TONGUE SEATBELTS

During an impact, the locking tongue limits movement in the lap belt and reduces impact in the lower chest area to improve safety and reduce injury levels.



### 5-STAR EURO NCAP RATING

The SUBARU XV has been awarded the maximum five-star safety rating in the latest round of Euro NCAP (European New Car Assessment Programme) safety performance tests.

\*1 The driver is always responsible for safe and attentive driving and observance of traffic regulations. Please do not depend solely on the Advanced Safety Package features for safe driving. There are limitations to the features of this system. See Owner's Manual for complete details on system operation and limitations. Please ask your retailer for more details.

\*2 Optional.

\*3 Effective when used in conjunction with seatbelts.

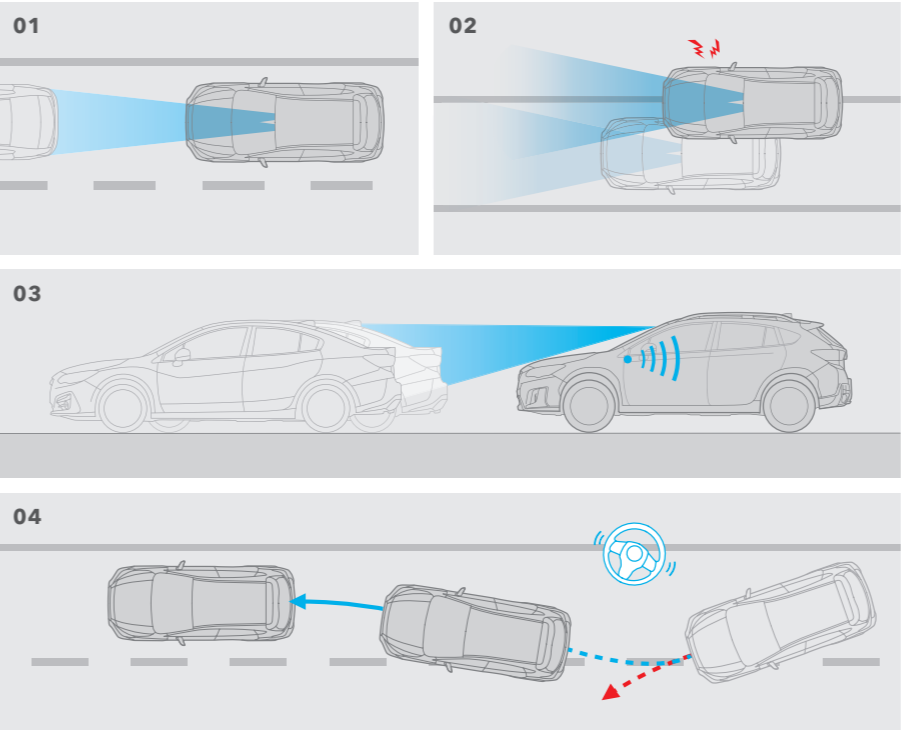
SUBARU'S WORLD-LEADING DRIVER ASSIST TECHNOLOGY

At Subaru, we believe in ALL-AROUND SAFETY, and an important part of that is pre-collision safety, making sincere efforts to ensure an accident never happens. That's why we created EyeSight\*<sup>1</sup>, Subaru's cutting-edge driving support system. Like a second pair of eyes for the road ahead, EyeSight uses two stereo cameras to capture three-dimensional colour images with excellent image recognition, nearly as capable as the human eye. Using images from

both cameras to precisely determine the shape, speed and distance, it not only detects vehicles but also motorbikes, bicycles, and pedestrians.\*<sup>2</sup> When spotting potential danger, it warns the driver and even applies the brakes if necessary to help avoid an accident. With improved safety performance like this, EyeSight reduces the burden on the driver and enhances your sense of security in the SUBARU XV.



DRIVER ASSIST



01. ADAPTIVE CRUISE CONTROL

EyeSight\*<sup>1</sup> doesn't only maintain the speed the driver sets as traditional cruise control does. When it senses a vehicle in front, Adaptive Cruise Control adjusts the speed to keep a set distance from the lead vehicle by monitoring the distance and the difference of the speed. It adjusts the engine, transmission, and brake to keep your speed in line with the traffic flow in a wide range approximately from 0 km/h to 180 km/h. Designed for use on freeways, highways, and similar roads, Adaptive Cruise Control actually detects a lead vehicle and its brake lamps and can help keep pace in stop-and-go highway traffic for you—a comfort and convenience on long drives.

03. LEAD VEHICLE START ALERT

When you're at a stop and EyeSight senses that traffic has started moving again, Lead Vehicle Start Alert prompts the driver to take action with a buzzer and a flashing indicator.

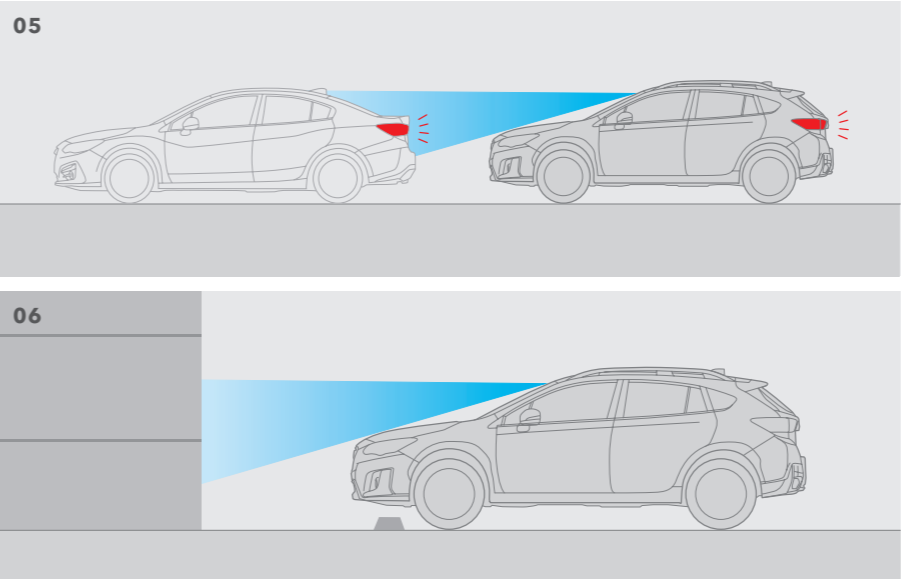
02. LANE SWAY AND DEPARTURE WARNING

When you are distracted by fatigue and are wandering or drifting in a lane, Lane Sway Warning helps you stay alert with a buzzer and a flashing indicator. However, Lane Sway Warning only activates at speeds of approximately 60 km/h or more. When travelling at speeds of approximately 50 km/h or more and you accidentally drift to the edge of your lane and begin to depart your lane without signaling, Lane Departure Warning warns you with a buzzer and a flashing indicator before you leave your lane.

04. LANE KEEP ASSIST

While driving on freeways, highways, and similar roads, Lane Keep Assist can monitor lane markings with a stereo camera and detects when the vehicle begins to move out of its lane. At speeds of approximately 60 km/h or more, it can assist with steering wheel operation to help prevent lane departure to support safe driving.

ACCIDENT PREVENTION



05. PRE-COLLISION BRAKING SYSTEM\*<sup>2</sup>

When it senses an impending collision with a vehicle or other obstacle in front, the Pre-Collision Braking System can warn the driver with a buzzer and a light on your dash. If the driver still does not take evasive action to avoid the collision, the system can automatically apply the brakes to reduce any impact or, if possible, prevent the collision. If the driver takes evasive action to avoid a collision, Pre-Collision Brake Assist can act to aid the driver in preventing the collision.

06. PRE-COLLISION THROTTLE MANAGEMENT

When EyeSight sees an obstacle in front of you and you put the vehicle in Drive instead of Reverse, Pre-Collision Throttle Management sounds several short beeps, turns on a flashing indicator and cuts the engine output to help you avoid a frontal collision.

\*<sup>1</sup> EyeSight is a driving support system which may not operate optimally under all driving conditions. The driver is always responsible for safe and attentive driving and observance of traffic regulations. System effectiveness depends on many factors such as vehicle maintenance, weather, and road conditions. See Owner's Manual for complete details on system operation and limitations for EyeSight including functions in this brochure.

\*<sup>2</sup> Pre-Collision Braking System may not work in all situations. Depending on the speed difference from objects, the object's height, and other conditions, every situation may not meet the necessary conditions for EyeSight to work optimally.

Field of vision range from EyeSight (Not an actual measurement).

LINEUP

SUBARU XV 2.0i-S EyeSight

DIMENSIONS .....	L x W x H: 4465 x 1800 x 1615* mm
ENGINE .....	Horizontally opposed, 4-cylinder, DOHC 16-valve, petrol direct injection
CAPACITY .....	1995 cc
MAX OUTPUT .....	115 kW (156 PS) / 6,000 rpm
MAX TORQUE .....	196 Nm (20.0 kgfm) / 4,000 rpm
TRANSMISSION .....	Lineartronic, AWD



Sunshine Orange



SUBARU XV 1.6i-S EyeSight

DIMENSIONS.....	L x W x H: 4465 x 1800 x 1615* mm
ENGINE.....	Horizontally opposed, 4-cylinder, DOHC 16-valve, petrol
CAPACITY.....	1600 cc
MAX OUTPUT.....	84 kW (114 PS) / 6,200 rpm
MAX TORQUE.....	150 Nm (15.3 kgfm) / 3,600 rpm
TRANSMISSION.....	Lineartronic, AWD



Cool Grey Khaki



SUBARU XV 1.6i EyeSight

DIMENSIONS.....	L x W x H: 4465 x 1800 x 1595 mm
ENGINE.....	Horizontally opposed, 4-cylinder, DOHC 16-valve, petrol
CAPACITY.....	1600 cc
MAX OUTPUT.....	84 kW (114 PS) / 6,200 rpm
MAX TORQUE.....	150 Nm (15.3 kgfm) / 3,600 rpm
TRANSMISSION.....	Lineartronic, AWD



Ice Silver Metallic



\* With Roof Rails.

FEATURES



01



02



03



04



05



07



06



08

01. Steering Responsive Headlights (SRH)\*<sup>1</sup>

When rounding a curve at night, the illumination direction of the headlights moves left or right according to the steering wheel to ensure visibility.

02. LED Front Fog Lamps\*<sup>1</sup>

These LED fog lamps have inner reflective surfaces that were adjusted for enhanced visibility and improved safety during nighttime driving.

03. 18-inch Aluminium-alloy Wheels\*<sup>1</sup>

You'll immediately tell the SUBARU XV apart from any other vehicle by its fun wheel design. These durable and lightweight wheels show the SUBARU XV's powerful, lively, and unique personality.

04. 17-inch Aluminium-alloy Wheels

These stylish wheels are durable and lightweight, and show the SUBARU XV's functionality and unique personality.

05. Roof Rails\*<sup>1</sup>\*<sup>2</sup>

Ready to support your life's accessories, roof rails on the SUBARU XV add more utility to your enjoyable drive.

07. Electronic Parking Brake (EPB)

Easily activated or released with a flick of a switch, the caliper-integrated EPB clamps the brake pads with motor power. When stopped on a hill, EPB is automatically activated. When you step on the gas, EPB is automatically deactivated while Hill Holder prevents rollback.

06. Dual-zone Automatic Air-conditioning System\*<sup>1</sup>

The redesigned air-conditioning system distributes air efficiently and silently with improved vent directional flow for a more comfortable cabin in any weather.

08. USB and Auxiliary Audio Inputs

Plug your iPod\*<sup>3</sup> or other mobile music device into the standard AUX and USB input jack, and your music plays through the audio system of the SUBARU XV. Plus with two USB\*<sup>1</sup> input trims, you can charge two devices at once.

\*<sup>1</sup> Optional.

\*<sup>2</sup> Requires purchase of an attachment to load cargo on the roof rails.

\*<sup>3</sup> Apple, iPhone and iPod are registered trademarks of Apple Inc.


EXTERIOR COLOURS




Crystal White Pearl



Ice Silver Metallic



Dark Grey Metallic



Crystal Black Silica



Cool Grey Khaki



Quartz Blue Pearl



Dark Blue Pearl



Pure Red



Sunshine Orange

SEAT MATERIALS


Black Leather\*



Seat Trim

Seat Backing

Charcoal Fabric (2.0i-S EyeSight / 1.6i-S EyeSight)



Seat Trim

Seat Backing

Charcoal Fabric (1.6i EyeSight)



Seat Trim

Seat Backing

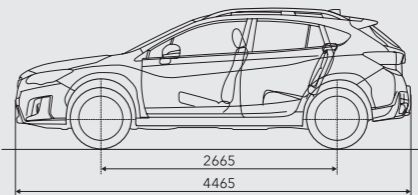
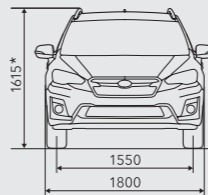
Owing to printing locations, colours may differ slightly from those shown in this chart. In addition, colours and seat variations may vary according to the individual market.

\* Optional.

DIMENSIONS

Dimensions are measured in accordance with standard measurement of SUBARU CORPORATION.

\* Models without roof rails have a height of 1595 mm.



ACCESSORIES

PERSONALISE YOUR RIDE.

While every SUBARU XV comes generously equipped, Subaru accessories are the perfect way to tailor your Subaru to your life and your style. Whether you want to add convenience, enhance functionality, or personalise your SUBARU XV's appearance, Subaru accessories are designed to provide the same fit and quality as your Subaru vehicle. For more details, ask for the accessory brochure or visit your nearest Subaru retailer.



Front Grille Winglet (Black/Orange)



Front Resin Underguard



Side Resin Underguard



Rear Resin Underguard



17-inch Aluminium-alloy Wheel (Black Polish)



Carpet Mat Premium

Not all features, options, or packages are available for all models and regions. See your specification sheet for availability. Please contact your local authorised Subaru retailer for more details.

SUBARU CORPORATION reserves the right to alter specifications and equipment without notice. Details of specifications, equipment, colour availability and the accessory lineup are subject to suit local conditions and requirements. Please inquire at your local retailer for details of any changes that might be required for your area.

subaru-global.com

SUBARU CORPORATION

Printed in Belgium (19GXEEN-01)



### Subaru Interactive Experience

To help you explore all things Subaru, we offer various digital materials with a wide range of exciting, interactive content such as 360-degree views and videos.

[subaru-global.com/ebrochure](http://subaru-global.com/ebrochure)  
[youtube.com/user/SubaruGlobalTV](https://youtube.com/user/SubaruGlobalTV)  
[facebook.com/SUBARU.GLOBAL](https://facebook.com/SUBARU.GLOBAL)